

### Section 1 – Identification of Chemical Product and Company

Code	Description	Size	Colour
12100	Accent Construction Adhesive	300 ml	Beige

Recommended use:	Adhesive	
Supplier contact details:	Soudal Ltd	Freephone: 0800 70 10 80
	14 Avalon Drive	Phone: (07) 847 5540
	Nawton	Fax: (07) 847 0324
	Hamilton 3200	Email: <a href="mailto:info@soudal.co.nz">info@soudal.co.nz</a>
	New Zealand	Website: <a href="http://www.soudal.co.nz">www.soudal.co.nz</a>
POISON CENTRE NUMBER: 0800 764 766 (24 hours)		

### Section 2 – Hazard Identification

#### Statement of Hazardous Nature

This product is classified as:

**HAZARDOUS SUBSTANCE** according to the criteria of HSNO.

**REGULATED** under NZS5433:2007 Transport of Dangerous Goods on Land

#### Hazardous Substances and New Organisms (HSNO) classification:

Classification	Hazard statements
<b>Flammable Liquid Category 2</b> <b>3.1B</b>	H225      Highly flammable liquid and vapour
<b>Skin Effects Category 2</b> <b>6.3A</b>	H315      Causes skin irritation
<b>Eye Effects Category 2</b> <b>6.4A</b>	H319      Causes serious eye irritation
<b>Skin Sensitisation Category 1</b> <b>6.5B</b>	H317      May cause an allergic skin reaction
<b>STOT – SE NE Category 3</b> <b>6.9</b>	H336      May cause drowsiness or dizziness
<b>Chronic Aquatic Hazar Category 3</b> <b>9.1C</b>	H412      Harmful to aquatic life with long lasting effects

HSNO Signal Word:

**DANGER**



#### Precautionary Statements:

Ensure all safety directions are read and understood before handling  
Keep out of reach of children.

Keep away from heat, hot surfaces, sparks, open flames and other ignition sources. No smoking  
Ground and bond container and receiving equipment  
Use explosion proof electrical/ ventilating/ lighting/ intrinsically safe equipment  
Use non-sparking tools  
Take action to prevent static discharges  
Do not breathe mists/ sprays/ vapours

Avoid contact during pregnancy or while nursing  
Use only outdoors or in a well-ventilated area  
Wear protective clothing/ gloves and eye/ face protection/ respiratory protection  
Wash thoroughly after handling.  
Do not eat, drink or smoke while handling  
Contaminated clothing should not be allowed out of the workplace

Avoid release to the environment

Store locked up

Store in a well-ventilated place. Keep container tightly closed

### Section 3 - Composition/Information on Ingredients

Ingredient	CAS No.	Individual HSNO classification	Concentration (% by Wt.)
Hydrocarbons, C <sub>6-7</sub> n-alkanes, isoalkanes, cyclics, <5% n-hexane		Flammable liquid Category 2; Acute Oral Toxicity Category 5; Skin Effects Category 2; Eye Effects Category 2; STOT – SE NE Category 3 Chronic Aquatic Hazard Category 2	20 - 30
Rosin	8050-09-7	Acute Oral Toxicity Category 5; Skin Effects Category 3; Skin Sensitisation Category 1	1 - 10
Ingredients not contributing to classification			balance

This is a commercial product whose exact ratio of components may vary slightly. Minor quantities of other non hazardous ingredients are also possible.

### Section 4 – First Aid Measures

**NZ Poisons Centre 0800 POISON (0800 764 766) | NZ Emergency Services: 111**

#### Eye contact:

Wash out immediately with fresh running water. Ensure complete irrigation of the eye by keeping eyelids apart and away from eye and moving the eyelids by occasionally lifting the upper and lower lids. Seek medical attention without delay; if pain persists or recurs seek medical attention. Removal of contact lenses after an eye injury should only be undertaken by skilled personnel.

#### Skin or hair contact:

Immediately remove all contaminated clothing, including footwear. Flush skin and hair with running water (and soap if available). Seek medical attention in event of irritation.

#### Inhalation:

Remove from contaminated area. Lay patient down. Keep warm and rested. Prostheses such as false teeth, which may block airway, should be removed, where possible, prior to initiating first aid procedures. Apply artificial respiration if not breathing, preferably with a demand valve resuscitator, bag-valve mask device, or pocket mask as trained. Perform CPR if necessary. Transport to hospital, or doctor, without delay.

#### Ingestion:

If spontaneous vomiting appears imminent or occurs, hold patient's head down, lower than their hips to help avoid possible aspiration of vomitus. If swallowed do NOT induce vomiting. If vomiting occurs, lean patient forward or place on left side (head-down position, if possible) to maintain open airway and prevent aspiration. Observe the patient carefully. Never give liquid to a person showing signs of being sleepy or with reduced awareness; i.e. becoming unconscious. Give water to rinse out mouth, then provide liquid slowly and as much as casualty can comfortably drink. Seek medical advice. Avoid giving milk or oils. Avoid giving alcohol.

#### General advice and advice for physicians:

Treat symptomatically

You should call The Poisons Information Centre if you feel that you may have been poisoned, burned or irritated by this product. The number is 0800 764766 from anywhere in New Zealand (13 1126 in Australia) and is available at all times. Have this SDS or product label with you when you call.

### Section 5 - Fire-Fighting Measures

#### Extinguishing media:

Foam; water spray; dry chemical; carbon dioxide

### Special hazards due to combustion:

Liquid and vapour are highly flammable. Severe fire hazard when exposed to heat, flame and/or oxidisers. Vapour may travel a considerable distance to source of ignition. Heating may cause expansion or decomposition leading to violent rupture of containers. On combustion, may emit toxic fumes of carbon monoxide (CO).

### Advice for fire-fighters:

Alert Fire & Emergency New Zealand and tell them location and nature of hazard. May be violently or explosively reactive. Wear breathing apparatus plus protective gloves in the event of a fire. Prevent, by any means available, spillage from entering drains or water course. Consider evacuation (or protect in place). Fight fire from a safe distance, with adequate cover. If safe, switch off electrical equipment until vapour fire hazard removed. Use water delivered as a fine spray to control the fire and cool adjacent area. Avoid spraying water onto liquid pools. Cool fire exposed containers with water spray from a protected location. If safe to do so, remove containers from path of fire.

## Section 6 - Accidental Release Measures

### Minor Spills

Remove all ignition sources. Clean up all spills immediately. Avoid breathing vapours and contact with skin and eyes. Control personal contact with the substance, by using protective equipment. Contain and absorb small quantities with vermiculite or other absorbent material. Wipe up. Collect residues in a flammable waste container.

### Major Spills

Clear area of personnel. Alert Fire & Emergency New Zealand and tell them location and nature of hazard. Control personal contact with the substance, by using protective equipment as required. Prevent spillage from entering drains or water ways. Contain spill with sand, earth or vermiculite.

Collect recoverable product into labelled containers for recycling. Absorb remaining product with sand, earth or vermiculite and place in appropriate containers for disposal. Wash area and prevent runoff into drains or waterways. If contamination of drains or waterways occurs, advise emergency services.

## Section 7 - Handling and Storage

### Handling:

Containers, even those that have been emptied, may contain explosive vapours. Do NOT cut, drill, grind, weld or perform similar operations on or near containers. Electrostatic discharge may be generated during pumping - this may result in fire. Ensure electrical continuity by bonding and grounding (earthing) all equipment. Restrict line velocity during pumping in order to avoid generation of electrostatic discharge ( $\leq 1$  m/sec until fill pipe submerged to twice its diameter, then  $\leq 7$  m/sec). Do NOT use compressed air for filling discharging or handling operations. Avoid all personal contact, including inhalation. Wear protective clothing when risk of exposure occurs. Use in a well-ventilated area. Prevent concentration in hollows and sumps. DO NOT enter confined spaces until atmosphere has been checked. Avoid smoking, naked lights, heat or ignition sources. When handling, DO NOT eat, drink or smoke. Vapour may ignite on pumping or pouring due to static electricity. DO NOT use plastic buckets. Earth and secure metal containers when dispensing or pouring product. Use spark-free tools when handling. Avoid contact with incompatible materials. Keep containers securely sealed. Avoid physical damage to containers. Always wash hands with soap and water after handling. Work clothes should be laundered separately. Use good occupational work practice.

Observe manufacturer's storage and handling recommendations contained within this SDS. Atmosphere should be regularly checked against established exposure standards to ensure safe working conditions.

### Storage:

Store in original containers in approved flame-proof area. No smoking, naked lights, heat or ignition sources. DO NOT store in pits, depressions, basements or areas where vapours may be trapped. Keep containers securely sealed. Store away from incompatible materials in a cool, dry well ventilated area. Protect containers against physical damage and check regularly for leaks. Observe manufacturer's storage and handling recommendations contained within this SDS.

## Section 8 - Exposure Controls/Personal Protection

### Exposure limits:




CAS no.	Substance or ingredient	WES-TWA		WES-STEL	
	Hydrocabons, C <sub>6-7</sub> n-alkanes, isoalkanes, cyclics, <5% n-hexane	1640 mg/m <sup>3</sup>	400 ppm	2050 mg/m <sup>3</sup>	500 ppm

The TWA exposure value is the average airborne concentration of a particular substance when calculated over a normal 8 hour working day for a 5-day working week. The STEL (Short Term Exposure Limit) is an exposure value that may be equalled (but should not be exceeded) for no longer than 15 minutes and should not be repeated more than 4 times per day. There should be at least 60 minutes between successive exposures at the STEL. The term "peak" is used when the TWA limit, because of the rapid action of the substance, should never be exceeded, even briefly.

### Engineering Controls:

Engineering controls are used to remove a hazard or place a barrier between the worker and the hazard. Well-designed engineering controls can be highly effective in protecting workers and will typically be independent of worker interactions to provide this high level of protection. The basic types of engineering controls are: Process controls which involve changing the way a job activity or process is done to reduce the risk. Enclosure and/or isolation of emission source which keeps a selected hazard "physically" away from the worker and ventilation that strategically "adds" and "removes" air in the work environment. Ventilation can remove or dilute an air contaminant if designed properly. The design of a ventilation system must match the particular process and chemical or contaminant in use. Employers may need to use multiple types of controls to prevent employee overexposure. General exhaust is adequate under normal operating conditions. Local exhaust ventilation may be required in specific circumstances. If risk of overexposure exists, wear approved respirator. Correct fit is essential to obtain adequate protection. Provide adequate ventilation in warehouse or closed storage areas. Air contaminants generated in the workplace possess varying "escape" velocities which, in turn, determine the "capture velocities" of fresh circulating air required to effectively remove the contaminant.

### Exposure controls:

Control	Protective measure
Eye	Safety glasses with side shields. Chemical goggles. Contact lenses may pose a special hazard; soft contact lenses may absorb and concentrate irritants. A written policy document, describing the wearing of lenses or restrictions on use, should be created for each workplace or task. This should include a review of lens absorption and adsorption for the class of chemicals in use and an account of injury experience. Medical and first-aid personnel should be trained in their removal and suitable equipment should be readily available. In the event of chemical exposure, begin eye irrigation immediately and remove contact lens as soon as practicable. Lens should be removed at the first signs of eye redness or irritation - lens should be removed in a clean environment only after workers have washed hands thoroughly. [CDC NIOSH Current Intelligence Bulletin 59], [AS/NZS 1336 or national equivalent] 
Respiratory	Type A organic vapour is recommended (AS/NZS 1716 & 1715, EN 143:2000 & 149:001, ANSI Z88 or national equivalent) 
Skin	Wear chemical protective gloves, e.g. Butyl or Neoprene. Wear safety footwear or safety gumboots, e.g. Rubber NOTE: The material may produce skin sensitisation in predisposed individuals. Care must be taken, when removing gloves and other protective equipment, to avoid possible skin contact. Contaminated leather items, such as shoes, belts and watch-bands should be removed and destroyed. 

## Section 9 - Physical and Chemical Properties

### General substance properties:

Property	Details
Appearance	paste
Odour	Characteristic
pH	No data

Vapour pressure	No data
Viscosity	No data.
Boiling Point	No data
Volatile materials	No data
Freezing/melting point	No data
Solubility	Miscible with water
Specific gravity/density	1.26 g/ml
Flash point	< 23 °C
Vapour Density	> 1
Auto-ignition temperature	No data
Upper and lower flammability limits	Lower – %      Upper - %
Corrosiveness	No data.

### Section 10- Stability and Reactivity

#### Stability:

Stable under normal conditions.

#### Conditions to avoid:

Exposure to excessive heat, open flames and sparks. Avoid conditions that favour the formation of excessive mists and/or fumes. Contact with water may release flammable gases. Contact with water causes a chemical reaction

#### Incompatible materials to avoid:

Strong acids; strong bases

#### Hazardous decomposition products:

Combustion will result in the release of carbon monoxide; carbon dioxide and other toxic vapours

### Section 11 - Toxicological Information

#### Acute toxicity:

Test	Data and symptoms of exposure
Inhaled	Inhalation of vapours may cause drowsiness and dizziness. This may be accompanied by sleepiness, reduced alertness, loss of reflexes, lack of co-ordination, and vertigo. Inhalation hazard is increased at higher temperatures. Inhalation of high concentrations of gas/vapour causes lung irritation with coughing and nausea, central nervous depression with headache and dizziness, slowing of reflexes, fatigue and incoordination. Central nervous system (CNS) depression may include general discomfort, symptoms of giddiness, headache, dizziness, nausea, anaesthetic effects, slowed reaction time, slurred speech and may progress to unconsciousness. Serious poisonings may result in respiratory depression and may be fatal. Inhalation, by humans, of 1000 parts per million (0.1%) heptanes for 6 minutes was associated with slight dizziness; inhalation of higher concentrations for shorter periods, resulted in vertigo and incoordination, and hilarity. Central nervous system involvement occurs very early, even before mucous membrane irritation.

	Animal testing showed exposure to 1.5-2% for 30 minutes may be fatal. Brief exposure (4 minutes) to 0.5% caused nausea, loss of appetite, and a "gasoline taste" that persisted for several hours after exposure ended. Nerve damage can be caused by some non-ring hydrocarbons. Symptoms are temporary, and include weakness, tremors, increased saliva, some convulsions, excessive tears with discolouration and incoordination lasting up to 24 hours.
<b>Oral</b>	The material has NOT been classified by EC Directives or other classification systems as "harmful by ingestion". This is because of the lack of corroborating animal or human evidence. Isoparaffinic hydrocarbons cause temporary lethargy, weakness, inco-ordination and diarrhoea.
<b>Dermal</b>	The material may accentuate any pre-existing dermatitis condition Skin exposure to isoparaffins may produce slight to moderate irritation in animals and humans. Rare sensitisation reactions in humans have occurred. Older pine oils will likely cause skin irritation. Open cuts abraded or irritated skin should not be exposed to this material Entry into the blood-stream, through for example, cuts, abrasions or lesions, may produce systemic injury with harmful effects. Examine the skin prior to the use of the material and ensure that any external damage is suitably protected. The liquid may be able to be mixed with fats or oils and may degrease the skin, producing a skin reaction described as non-allergic contact dermatitis. The material is unlikely to produce an irritant dermatitis as described in EC Directives. The material may cause moderate inflammation of the skin either following direct contact or after a delay of some time. Repeated exposure can cause contact dermatitis which is characterised by redness, swelling and blistering.
<b>Eye</b>	This material can cause eye irritation and damage in some persons. Instillation of isoparaffins into rabbit eyes produces only slight irritation..
<b>Chronic</b>	Long-term exposure to respiratory irritants may result in airways disease, involving difficulty breathing and related whole-body problems. Skin contact with the material is more likely to cause a sensitisation reaction in some persons compared to the general population. Substance accumulation, in the human body, may occur and may cause some concern following repeated or long-term occupational exposure.

	<b>Oral LD<sub>50</sub> mg/m<sup>3</sup></b>	<b>Dermal LD<sub>50</sub> mg/m<sup>3</sup></b>	<b>Inhalation LC<sub>50</sub> mg/L</b>
Hydrocarbons C <sub>6-7</sub> n-alkanes, isoalkanes, cyclics, <5% n-hexane	> 5000	> 2000	103 /4hr
Rosin	> 1000	> 2000	

### Section 12 - Ecological Information

Harmful to aquatic life with long lasting effects. Wastes resulting from use of the product must be disposed of on site or at approved waste sites.  
Do NOT discharge to sewer or waterway

	<b>Fish mg/L</b>	<b>Crustacea mg/L</b>	<b>Algae mg/L</b>
Hydrocarbons C <sub>6-7</sub> n-alkanes, isoalkanes, cyclics, <5% n-hexane	LC <sub>50</sub> 0.961		EC <sub>50</sub> 1.526
Rosin	LC <sub>50</sub> 0.144	EC <sub>50</sub> > 2	EC <sub>50</sub> 0.031 NOEC 0.013

	<b>Persistence H<sub>2</sub>O/ Soil</b>	<b>Persistence Air</b>	<b>Bioaccumulation</b>	<b>Mobility</b>
Hydrocarbons C <sub>6-7</sub> n-alkanes, isoalkanes, cyclics, <5% n-hexane	LOW	LOW	HIGH	LOW
Rosin	HIGH	HIGH	HIGH	LOW

### Section 13 - Disposal Considerations

Containers may still present a chemical hazard/ danger when empty. Return to supplier for reuse/ recycling if possible. Otherwise: If container can not be cleaned sufficiently well to ensure that residuals do not remain or if the container cannot be used to store the same product, then puncture containers, to prevent re-use, and bury at an authorised landfill. Where possible retain label warnings and SDS and observe all notices pertaining to the product.

DO NOT allow wash water from cleaning or process equipment to enter drains. It may be necessary to collect all wash water for treatment before disposal.

In all cases disposal to sewer may be subject to local laws and regulations and these should be considered first. Where in doubt contact the responsible authority. Recycle wherever possible or consult manufacturer for recycling options. Consult Land Waste Authority for disposal. Bury or incinerate residue at an approved site. Packages that have been in direct contact with the hazardous substance must be only disposed if the hazardous substance was appropriately removed and cleaned out from the package. The package must be disposed according to the manufacturer's directions taking into account the material it is made of. Packages which hazardous content have been appropriately treated and removed may be recycled. The hazardous substance must only be disposed if it has been treated by a method that changed the characteristics or composition of the substance and it is no longer hazardous.

Only dispose to the environment if a tolerable exposure limit has been set for the substance. Only deposit the hazardous substance into or onto a landfill or sewage facility or incinerator, where the hazardous substance can be handled and treated appropriately.

### Section 14 - Transport Information



HAZCHEM

3YE

#### Land Transport UNDG

Class or division	3
Subsidiary Risk	
UN Number	<b>1133</b>
UN Packing Group	II
Shipping Name	<b>ADHESIVES</b> containing flammable liquid
Special Provisions	
Limited Quantities	5 Lt

#### Air Transport IATA

ICAO/IATA Class	3
ICAO/IATA Subrisk	
UN/ID Number	<b>1133</b>
Packing Group	II
Special provision	A3
Cargo only	
Packing instructions	364
Maximum Qty/pack	60 Lt
Passenger and Cargo	
Packing instructions	363
Maximum Qty/pack	5 Lt
Passenger & Cargo Limited Quantity	
Packing instructions	Y341
Maximum Qty/pack	1Lt
Shipping Name	<b>ADHESIVES</b> containing flammable liquid

#### Marine Transport IMDG

IMDG Class	3
IMDG Subrisk	
UN Number	<b>1133</b>
UN Packing Group	II
EmS Number	F-E S-D
Special provisions	
Limited quantities	5 Lt
Marine pollutant	no
Shipping Name	<b>ADHESIVES</b> containing flammable liquid

### Section 15 - Regulatory Information

#### HSNO approval number and Group Standard:

HSR002662 Surface Coatings & Colourants (Flammable)

#### Group Standard conditions and other regulations:

Condition	Requirement
SDS	Safety data sheet must be available to a person handling the substance within 10 minutes.
Emergency plan	Required when quantities exceed 500Lt
Certified handler	Not required
Tracking	Not required
Bunding and secondary containment	Bunding required based on pack size and total volumes present
Signage	Required when quantities exceed 250 Lt
Compliance certificate	Required when quantities exceed 100 Lt in closed containers of greater than 5Lt capacity else 250lt in closed containers of less than 5Lt capacity else 50 Lt in open containers
Hazardous Atmosphere zone	Required
Fire extinguisher	2 required when quantities exceed 250 Lt

#### National Inventories

Australia	AICS	Y
Canada	DSL	Y
Canada	NDSL	N
China	IECSC	Y
Europe	EINEC/ELINCS/NLP	Y
Japan	ENCS	N
Korea	KECI	Y
New Zealand	NZIoC	Y
Philippines	PICCS	Y
USA	TSCA	Y

Y = All ingredients are on the inventory

### Section 16 – Other Information

#### Date of this preparation

February 2019 Initial Preparation

#### Abbreviations:

Abbreviation	Description
CAS number	Number assigned to chemical in the Chemical Abstracts Service registry
HAZCHEM code	Code used by fire-fighters to determine correct method of action in the case of fire
HSNO	Hazardous Substances and New Organisms (Act)



ICAO Technical Instructions	International Civil Aviation Organization Technical Instructions
IMDG code	International Maritime Dangerous Goods code controlled by the International Maritime Organization (IMO)
LC <sub>50</sub>	Lethal concentration 50% - concentration fatal to 50% of the tested population
LD <sub>50</sub>	Lethal dose 50% - dose fatal to 50% of the tested population
NZS 5433	New Zealand Standard 5433 (Standard for the Transport of Dangerous Goods on Land)
SDS	Safety data sheet
STEL	Short term exposure limit
TWA	Time weighted average (typically measured as 8 hours)
UN number	United nations number
WES	Workplace exposure standard

### References

Chemical properties and HSNO classifications derived from the New Zealand chemical classification information database (CCID). [www.epa.govt.nz](http://www.epa.govt.nz).

Workplace exposure limits derived from Workplace Exposure Standards and Biological Exposure Indices 9th Edition.

***The information provided on this SDS is correct to the best of our knowledge, information and belief at the date of its publication. The information given is designed only as a guidance for safe handling, use, processing, storage, transportation, disposal and release and is not to be considered as a warranty or quality specification. The information relates only to the specific material designated and may not be valid for such material in combination with any other material or in any process, unless specified in the text.***

This SDS was prepared by Collievale Enterprises Ltd in accord with the Hazardous Substances (Safety Data Sheets) Notice 2017

<http://www.collievale.com> Phone +64 7 5432428

End of MSDS